

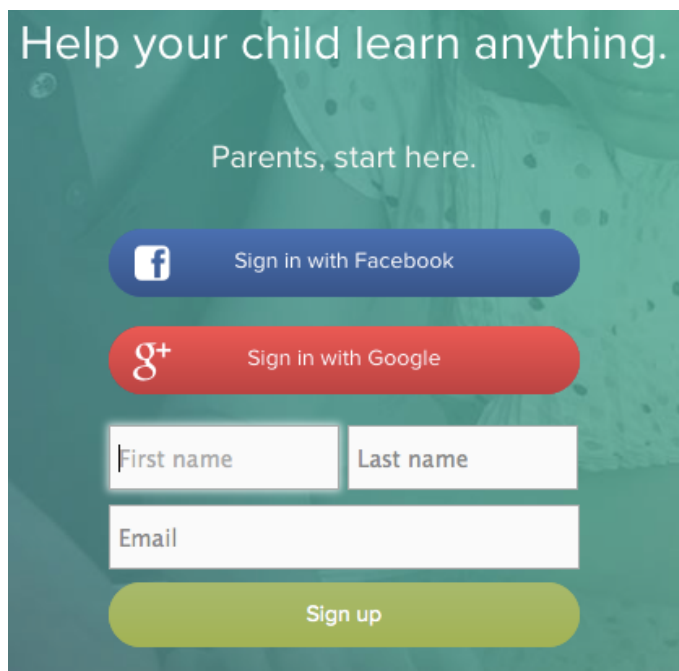
CREATING YOUR ACCOUNT (FOR PARENTS)

Go to www.khanacademy.org. If you haven't been to the site before or aren't logged in, you'll see the image on the right.

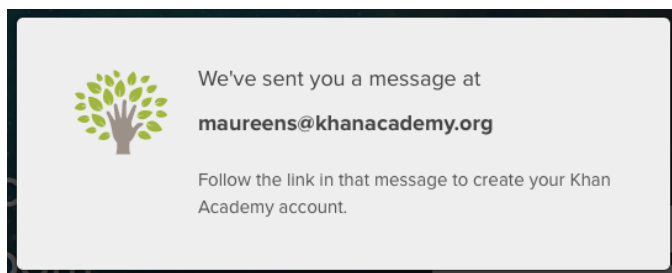
Click **“Parents, start here”** at the bottom.



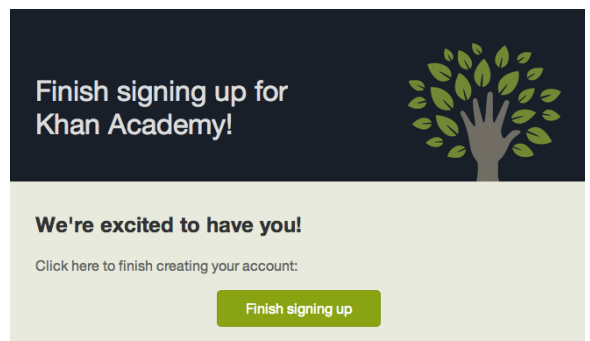
Sign up using **your** name and email address. After creating an account, you'll be able to create accounts for your child(ren) or become their coach if they already have accounts.



An email will be sent to the email address you provide to complete the creation of your account.



In the email, click the link to “Finish signing up.” This will open Khan Academy in your browser.



The email address and name you provided will already be entered. Fill out your username and password.

Keep in mind that your username will appear on the website and that you'll need your password to log in.

A sign-up form titled "Welcome! Create your username and password." It features a tree logo on the left. The form includes input fields for "Email" (pre-filled with "maureens@khanacademy.org"), "Your name" (pre-filled with "Maureen Suhendra"), "Username", and "Password". Below the fields is a link for "Terms of Service and Privacy Policy" and a green "Signup" button.

When you log in, Khan Academy will guide you through the process of creating an account for your child.

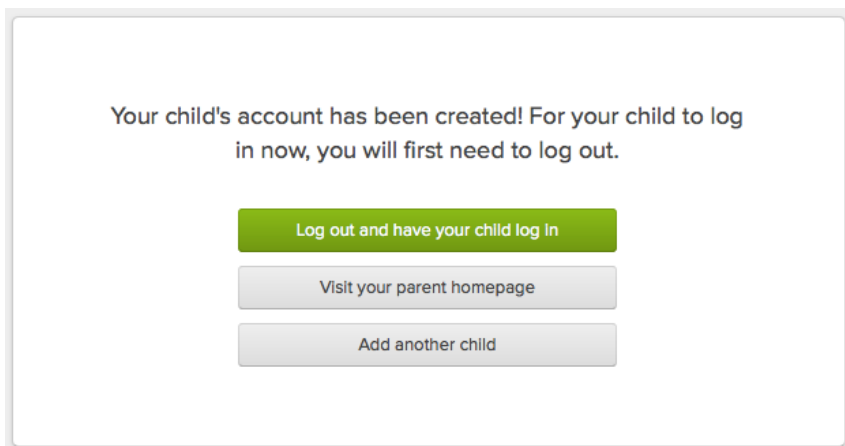
A form titled "Create your child's Khan Academy account." It includes a section for "Your child's birthday" with dropdown menus for "Month", "Day", and "Year", and a question mark icon. Below this is a link "My child already has an account" and a green "Next" button.

If your child is under age 13...

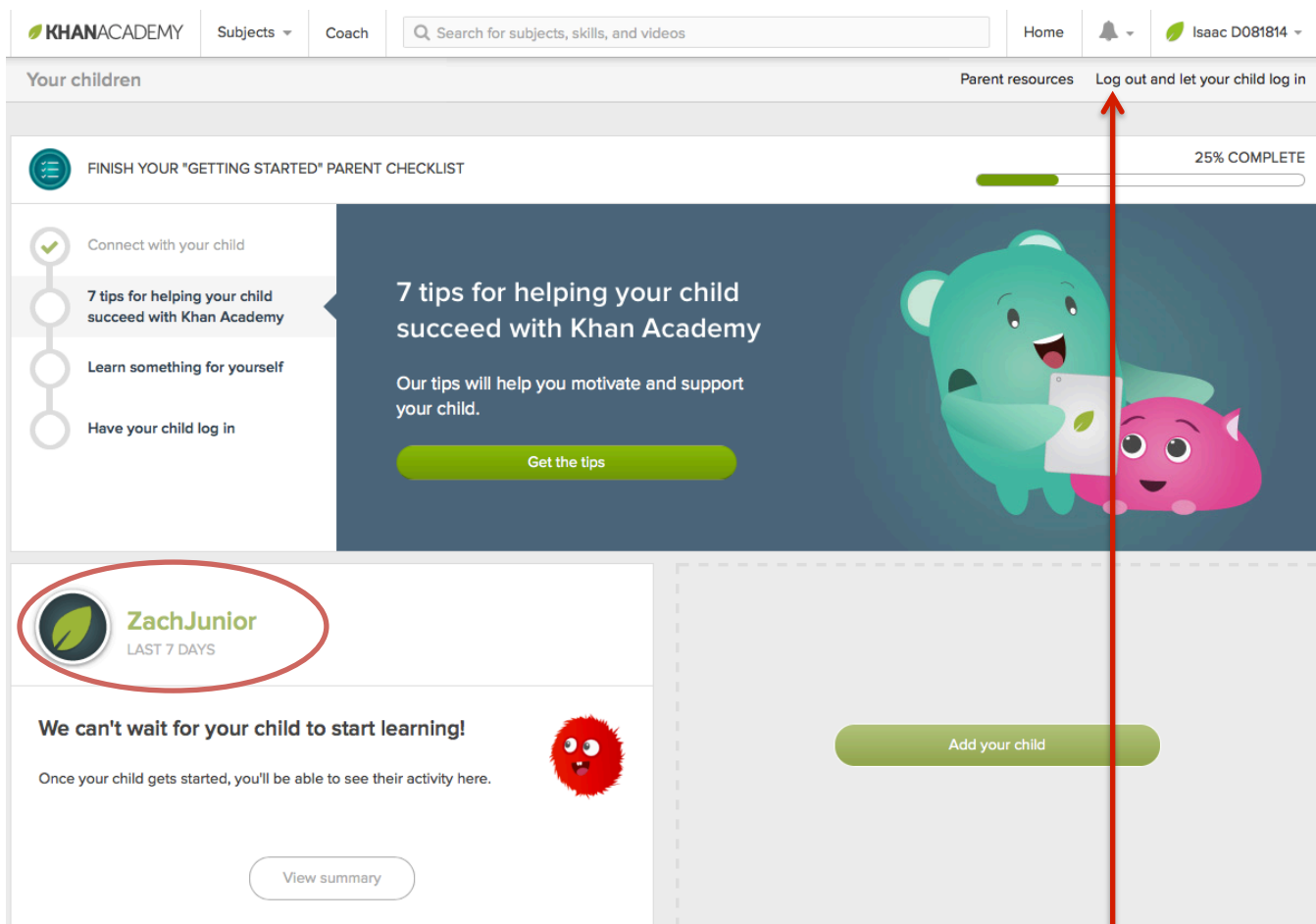
- They will receive a [restricted account](#) to protect their privacy.
- Only you (the parent) will be able to change your child's password.
- You can decide whether to allow your child to add other coaches, such as their tutor or classroom teacher. Uncheck the box labeled “Allow your child to add other coaches” if you want to keep your child's progress information private.

If your child already has a Khan Academy account, they can log in at www.khanacademy.org and follow [these instructions](#) to add you as a coach.

Once you finish creating an account for your child, you'll have three options.



If you choose "Visit your parent homepage," you should now see your child's account on your parent homepage.



When you are ready, click "Log out" at the top right and have your child log in using the username and password you chose for them.